

**WOOD COUNTY, TEXAS  
COMBINED STATEMENT OF CASH ACCOUNTS ACTIVITY  
FOR THE MONTH ENDING DECEMBER 31, 2021**

FUND CODE	FUND NAME	CASH BALANCE 11/30/2021	RECEIPTS	DISBURSEMENTS	TRANSFER IN/(OUT)	Net Change	CASH BALANCE 12/31/2021
<b>BUDGETED FUNDS</b>							
<b>OPERATING FUNDS</b>							
100	General	\$ 19,513,418.82	\$ 2,223,810.25	\$ (2,040,102.73)	\$ 1,761.51	\$ 185,269.03	\$ 19,698,687.85
200	Road and Bridge Fund	2,961,996.51	865,276.36	(903,056.14)	(11.51)	(37,791.29)	2,924,205.22
270	Tobacco Settlement Fund	114,436.28	0.00	0.00	0.00	0.00	114,436.28
	<b>Total Operating Funds</b>	<b>\$ 22,589,851.61</b>	<b>\$ 3,088,886.61</b>	<b>\$ (2,943,158.87)</b>	<b>\$ 1,750.00</b>	<b>\$ 147,477.74</b>	<b>\$ 22,737,329.35</b>
<b>SPECIAL REVENUE FUNDS</b>							
230	CC-Records Mgmt. & Preservation	910,770.83	12,568.11	(8.00)	0.00	12,560.11	923,330.94
231	General Records Mgmt. & Preservation	51,402.83	723.95	(54.95)	0.00	669.00	52,071.83
232	CC-Records Archive Fee	577,573.10	11,875.46	0.00	0.00	11,875.46	589,448.56
234	Courthouse Security	74,998.21	2,315.39	(109.90)	(1,750.00)	455.49	75,453.70
235	Hotel and Motel Tax	364,244.12	9,724.84	(189.01)	0.00	9,535.83	373,779.95
236	Child Welfare	2,059.03	350.34	(1,700.00)	0.00	(1,349.66)	709.37
238	Crime Victims Services	5,319.66	71.47	0.00	0.00	71.47	5,391.13
239	Justice Court Technology	60,808.50	596.39	(865.00)	0.00	(268.61)	60,539.89
240	DC-Records Mgmt & Preservation	26,420.13	487.40	(1,403.33)	0.00	(915.93)	25,504.20
241	JP Building Security Fee	5,823.85	176.13	0.00	0.00	176.13	5,999.98
242	Elections Special	93,298.29	25.51	0.00	0.00	25.51	93,323.80
243	Guardianship	70,463.61	519.37	0.00	0.00	519.37	70,982.98
244	CC-Technology	9,233.10	58.64	0.00	0.00	58.64	9,291.74
245	DC-Technology	25,338.86	211.17	0.00	0.00	211.17	25,550.03
246	DC-Records Archive Fee	2,788.41	430.81	0.00	0.00	430.81	3,219.22
247	DC-CT Records Preservation	16,704.80	119.58	0.00	0.00	119.58	16,824.38
250	Law Library	91,239.66	1,250.09	(289.00)	0.00	961.09	92,200.75
305	Constable Forfeiture	1,283.02	0.36	0.00	0.00	0.36	1,283.38
402	American Rescue	4,429,745.80	1,211.54	(0.07)	0.00	1,211.47	4,430,957.27
	<b>Total Special Revenue Funds</b>	<b>\$ 6,819,515.81</b>	<b>\$ 42,716.55</b>	<b>\$ (4,619.26)</b>	<b>(\$1,750.00)</b>	<b>\$ 36,347.29</b>	<b>\$ 6,855,863.10</b>
<b>OTHER FUNDS</b>							
250	Right of Way	882,262.78	326.14	0.00	0.00	326.14	882,588.92
281	Community Supervision & Corr.	219,898.68	69,614.86	(70,634.87)	0.00	(1,020.01)	218,878.67
290	Juvenile Probation Department	45,851.04	21,021.00	(30,600.55)	0.00	(9,579.55)	36,271.49
892	Historical Commission	58,226.36	15.89	(351.32)	0.00	(335.43)	57,890.93
	<b>Total Other Funds</b>	<b>\$ 1,206,238.86</b>	<b>\$ 90,977.89</b>	<b>\$ (101,586.74)</b>	<b>\$ -</b>	<b>\$ (10,608.85)</b>	<b>\$ 1,195,630.01</b>
	<b>TOTAL BUDGETED FUND</b>	<b>\$ 30,615,606.28</b>	<b>\$ 3,222,581.05</b>	<b>\$ (3,049,364.87)</b>	<b>\$ -</b>	<b>\$ 173,216.18</b>	<b>\$ 30,788,822.46</b>
<b>NON-BUDGETED AND NON-COUNTY FUNDS</b>							
880	Treasurer's State Fees	29,178.78	27,596.07	0.00	0.00	27,596.07	56,774.85
891	Payroll Fund	(95.08)	95.08	414,167.92	0.00	414,263.00	414,167.92
	<b>TOTAL NON-BUDGETED FUNDS</b>	<b>\$ 29,083.70</b>	<b>\$ 27,691.15</b>	<b>\$ 414,167.92</b>	<b>\$ -</b>	<b>\$ 441,859.07</b>	<b>\$ 470,942.77</b>
	<b>TOTAL CASH IN POOLED ACCOUNTS</b>	<b>\$ 30,644,689.98</b>	<b>\$ 3,250,272.20</b>	<b>\$ (2,635,196.95)</b>	<b>\$ -</b>	<b>\$ 615,075.25</b>	<b>\$ 31,259,765.23</b>
	<b>CASH IN BANK - POOLED CASH ACCOUNTS</b>	<b>0.00</b>	<b>0.00</b>	<b>0.00</b>	<b>0.00</b>	<b>(0.00)</b>	<b>0.00</b>
890	AP Pooled Cash	956,072.42	203.45	(1,379,801.16)	1,400,000.00	20,402.29	976,474.71
890	Payroll Pooled Cash	845,478.37	122.58	(1,252,745.79)	1,300,000.00	47,376.79	892,855.16
890	Deposits Pooled Cash	13,102,911.75	3,244,666.42	0.00	(2,701,100.00)	543,586.42	13,646,498.17
890	CD Investments	14,217,531.82	5,227.07	0.00	0.00	5,227.07	14,222,758.89
890	CD Non-Depository	492,551.63	0.00	0.00	0.00	0.00	492,551.63
890	CDARS Investments	(0.00)	0.00	0.00	0.00	0.00	(0.00)
890	TexPool Pooled Investments	1,024,133.99	32.68	0.00	0.00	32.68	1,024,166.67
890	Jury Pooled Cash	6,010.00	0.00	(2,650.00)	1,100.00	(1,550.00)	4,460.00
	<b>TOTAL CASH IN BANK - POOLED CASH ACCOUNTS</b>	<b>\$ 30,644,689.98</b>	<b>\$ 3,250,272.20</b>	<b>\$ (2,635,196.95)</b>	<b>\$ 0.00</b>	<b>\$ 615,075.25</b>	<b>\$ 31,259,765.23</b>
	<b>0.00</b>	<b>0.00</b>	<b>0.00</b>	<b>0.00</b>	<b>0.00</b>	<b>(0.00)</b>	<b>0.00</b>

2022 APR -5 PM 2:39  
 KALLEY HODGSON  
 COUNTY CLERK, WOOD COUNTY, TX

PAGE 2: DECEMBER 2021 MONTHLY REPORT

FUND CODE	FUND NAME	CASH BALANCE 11/30/2021	RECEIPTS	DISBURSEMENTS	TRANSFER IN/(OUT)	Net Change	CASH BALANCE 12/31/2021
<b>CASH IN BANK - NON POOLED CASH ACCOUNTS - NON-BUDGETED, N</b>							
<b>BANKTEXAS ACCOUNTS</b>							
200	Road & Bridge CD RRC Restricted	\$ 27,996.70	\$ 11.51	\$0.00	\$0.00	\$11.51	\$ 28,008.21
233	Sheriff's Forfeiture Fund (Budgeted)	10,668.87	540.00	(3,489.27)	-	-2949.27	7,719.60
401	Grant Fund	0.00	0.00	0.00	0.00	0.00	0.00
601	Interest & Sinking	27,743.52	165.35	0.00	0.00	165.35	27,908.87
895	Health Plan	621,565.59	311,621.62	(283,372.52)	0.00	28,249.10	649,814.69
895	Health Plan CD	0.00	0.00	0.00	0.00	0.00	0.00
895	Health Plan CDARS	0.00	0.00	0.00	0.00	0.00	0.00
898	MRP/DPC Clearing	17,414.39	4,223.14	(2,763.67)	0.00	1,459.47	18,873.86
	District Clerk Clearing	23,970.48	28,794.20	(27,615.48)	0.00	1,178.72	25,149.20
	JP1 Clearing	15,152.98	13,473.00	(17,916.48)	0.00	(4,443.48)	10,709.50
	JP2 Clearing	10,141.55	13,187.15	(10,506.55)	0.00	2,680.60	12,822.15
	JP3 Clearing - CNB	3,830.50	5,336.84	(5,768.64)	0.00	(452.00)	3,378.50
	JP4 Clearing	580.00	3,355.50	(3,070.50)	0.00	285.00	865.00
	Treasurer's Credit Card	0.00	308.52	(308.52)	0.00	0.00	0.00
	<b>TOTAL BANKTEXAS - NON POOLED CASH ACCOUNTS</b>	<b>\$ 759,064.58</b>	<b>\$ 381,016.83</b>	<b>\$ (354,831.83)</b>	<b>\$0.00</b>	<b>\$26,185.00</b>	<b>\$ 785,249.58</b>
<b>TEXPOOL ACCOUNTS</b>							
601	Interest & Sinking	38,108.00	1.20	0.00	0.00	1.20	38,109.20
895	Health Plan	1,214.02	0.00	0.00	0.00	0.00	1,214.02
	<b>TOTAL TEXPOOL - NON POOLED CASH ACCOUNTS</b>	<b>\$39,322.02</b>	<b>\$1.20</b>	<b>\$0.00</b>	<b>\$0.00</b>	<b>\$ 1.20</b>	<b>\$ 39,323.22</b>
	<b>TOTAL CASH IN BANK - NON POOLED CASH ACCOUNTS</b>	<b>\$ 798,386.60</b>	<b>\$ 381,018.03</b>	<b>\$ (354,831.83)</b>	<b>\$0.00</b>	<b>\$ 26,186.20</b>	<b>\$ 824,572.80</b>
	<b>TOTAL CASH IN BANK - ALL TREASURER'S ACCOUNTS</b>	<b>\$ 31,443,076.58</b>	<b>\$ 3,631,290.23</b>	<b>\$ (2,990,028.78)</b>	<b>\$0.00</b>	<b>\$ 641,261.45</b>	<b>\$ 32,084,338.03</b>

Miscellaneous Information  
 Indebtedness as of 12/31/2021: \$0.00 Certificate of Obligation: None  
 RB Line of Credit-Railroad Commission \$25,000 CD Secured - Current Balance Available \$28,008



Bank Texas (including CDARS and ICS)	\$ 30,528,296.51	
Non-Depository Investments	492,551.63	
TexPool:	1,063,489.89	
Total	\$ 32,084,338.03	0.00
Bank Texas Interest Income: Interest Rate .00%-.24%	\$ 3,413.87	
Certificates of Deposit: Interest Rates Varies	5,238.58	
CDARS Interest Income	0.00	
TexPool Interest Income: Interest Rate .04%	33.88	
Total Interest Income	\$ 8,686.33	0.00

I, Becky S. Burford, County Treasurer, in and for the County of Wood, State of Texas, do hereby present the December 2021 Statement of Cash Accounts Activity, the attached Treasurer's Report of Cash Receipts and Disbursements, and the Report of Securities as true and correct statements, to the best of my knowledge, of accounts under the control of Wood County Treasurer and furthermore state that the fund balances are on deposit earning interest in accordance with the Wood County Investment Policy earning interest in accordance with the Wood County Depository Contract.

Presented, examined, and accepted at the regular term of Commissioners Court on this the 31 day of March 2022.

Becky S. Burford, Wood County Treasurer  
 Lucy Hebron, County Judge  
 Virgil Holland, Jr. Commissioner Precinct 1  
 Jerry Gaskill, Commissioner Precinct 2  
 Mike Simmons, Commissioner Precinct 3  
 Russell Acker, Commissioner Precinct 4  
 Henri Sellars, Auditor

TEST: Kelley Price, County Clerk



**WOOD COUNTY, TEXAS  
 RECAP OF FUNDS BY BANK ACCOUNTS  
 FOR THE MONTH ENDING DECEMBER 31, 2021**

Fund	Beginning Cash Balance	M-T-D Receipts	M-T-D Disbursements	Transfers	Ending Balance	BankTexas Quitman	Allocation of Cash			Total Cash
							BankTexas CDARS	Non-Depository Banks	TexPool	
200 Road & Bridge CD Restricted	\$ 27,996.70	\$11.51	\$0.00	\$0.00	\$28,008.21	\$28,008.21	0.00	\$0.00	\$0.00	\$28,008.21
233 Sheriff Forfeiture Fund	10,668.87	540.00	(3,489.27)	-	7,719.60	7,719.60	0.00	0.00	0.00	7,719.60
401 Grants	0.00	-	-	-	0.00	-	0.00	0.00	0.00	0.00
601 Interest and Sinking	65,851.52	166.55	-	-	66,018.07	27,908.87	0.00	0.00	38,109.20	66,018.07
890 Pooled Funds	15,934,606.53	3,245,045.13	(2,635,196.95)	-	16,544,454.71	15,520,288.04	0.00	0.00	1,024,166.67	16,544,454.71
890 Pooled CDs	14,710,083.45	5,227.07	-	-	14,715,310.52	14,222,758.89	0.00	492,551.63	0.00	14,715,310.52
895 Health Plan Fund	622,779.61	311,621.62	(283,372.52)	-	651,028.71	649,814.69	0.00	0.00	1,214.02	651,028.71
895 Health Plan CDs	0.00	-	-	-	0.00	0.00	0.00	0.00	0.00	0.00
898 MRP/DPC Clearing	17,414.39	4,223.14	(2,763.67)	-	18,873.86	18,873.86	0.00	0.00	0.00	18,873.86
District Clerk Clearing	23,970.48	28,794.20	(27,615.48)	-	25,149.20	25,149.20	0.00	0.00	0.00	25,149.20
JP1 Clearing	15,152.98	13,473.00	(17,916.48)	-	10,709.50	10,709.50	0.00	0.00	0.00	10,709.50
JP2 Clearing	10,141.55	13,187.15	(10,506.55)	-	12,822.15	12,822.15	0.00	0.00	0.00	12,822.15
JP3 Clearing	3,830.50	5,336.84	(5,788.84)	-	3,378.50	3,378.50	0.00	0.00	0.00	3,378.50
JP4 Clearing	580.00	3,355.50	(3,070.50)	-	865.00	865.00	0.00	0.00	0.00	865.00
Treasurer's Credit Card	0.00	308.52	(308.52)	0.00	0.00	0.00	0.00	0.00	0.00	0.00
<b>Grand Total</b>	<b>\$ 31,443,076.58</b>	<b>\$ 3,631,290.23</b>	<b>\$ (2,990,028.78)</b>	<b>\$ -</b>	<b>\$ 32,084,338.03</b>	<b>\$ 30,528,296.51</b>	<b>\$ (0.00)</b>	<b>\$ 492,551.63</b>	<b>\$ 1,063,489.89</b>	<b>\$ 32,084,338.03</b>

2022 APR -5 PM 2:39  
 KELLEY PRICE  
 COUNTY CLERK, WOOD COUNTY TX

**WOOD COUNTY, TEXAS  
COMBINED STATEMENT OF CASH ACCOUNTS ACTIVITY  
FOR THE YEAR-TO-DATE THROUGH DECEMBER 31, 2022**

FUND CODE	FUND NAME	CASH BALANCE 9/30/2021	PRIOR-YEAR RECLASSES	REVISED CASH BALANCE 9/30/2021	RECEIPTS	DISBURSEMENTS	TRANSFER IN/(OUT)	Net Change	CASH BALANCE 12/31/2021
<b>BUDGETED FUNDS</b>									
<b>OPERATING FUNDS</b>									
100	General	\$ 21,298,921.51	\$ (1,565.32)	\$ 21,297,356.19	\$ 4,425,661.99	\$ (6,031,690.26)	\$ 7,359.93	\$ (1,598,668.34)	\$ 19,698,687.85
200	Road and Bridge Fund	4,116,963.03	(11,894.00)	4,105,079.03	1,688,720.38	(2,869,559.30)	(34.89)	(1,180,873.81)	2,924,205.22
270	Tobacco Settlement Fund	114,436.28	0.00	114,436.28	0.00	0.00	0.00	0.00	114,436.28
Total Operating Funds		\$ 25,530,320.82	\$ (13,449.32)	\$ 25,516,871.50	\$ 6,114,382.37	\$ (8,901,249.56)	\$ 7,325.04	\$ (2,779,542.15)	\$ 22,737,329.35
<b>SPECIAL REVENUE FUNDS</b>									
230	CC-Records Mgmt. & Preservation	869,412.21	13,453.32	882,865.53	41,200.66	(735.25)	0.00	40,465.41	923,330.94
231	General Records Mgmt. & Preservation	49,985.16	(4.00)	49,981.16	2,310.47	(219.80)	0.00	2,090.67	52,071.83
232	CC-Records Archive Fee	718,334.36	0.00	718,334.36	38,841.39	(167,727.19)	0.00	(128,885.80)	589,448.56
234	Courthouse Security	73,790.23	0.00	73,790.23	7,353.07	(439.60)	(5,250.00)	1,663.47	75,453.70
235	Hotel and Motel Tax	385,267.02	0.00	385,267.02	40,721.28	(52,208.35)	0.00	(11,487.07)	373,779.95
236	Child Welfare	1,897.94	0.00	1,897.94	705.92	(1,894.49)	0.00	(1,188.57)	709.37
238	Crime Victims Services	5,933.53	0.00	5,933.53	114.85	(657.05)	0.00	(542.40)	5,391.13
239	Justice Court Technology	62,024.52	0.00	62,024.52	1,610.37	(3,095.00)	0.00	(1,484.63)	60,539.89
240	DC-Records Mgmt & Preservation	27,182.43	0.00	27,182.43	1,692.41	(3,370.64)	0.00	(1,678.23)	25,504.20
241	JP Building Security Fee	6,329.92	0.00	6,329.92	473.46	(803.40)	0.00	(329.94)	5,999.98
242	Elections Special	93,246.26	0.00	93,246.26	77.54	0.00	0.00	77.54	93,323.80
243	Guardianship	69,264.56	0.00	69,264.56	1,718.42	0.00	0.00	1,718.42	70,982.98
244	CC-Technology	9,100.70	0.00	9,100.70	191.04	0.00	0.00	191.04	9,291.74
245	DC-Technology	24,792.73	0.00	24,792.73	757.30	0.00	0.00	757.30	25,550.03
246	DC-Records Archive Fee	1,832.12	0.00	1,832.12	1,387.10	0.00	0.00	1,387.10	3,219.22
247	DC-CT Records Preservation	16,495.53	0.00	16,495.53	328.85	0.00	0.00	328.85	16,824.38
250	Law Library	89,692.32	0.00	89,692.32	4,375.43	(867.00)	0.00	3,508.43	92,200.75
305	Constable Forfeiture	1,282.27	0.00	1,282.27	1.11	0.00	0.00	1.11	1,283.38
402	Election - CARES Grant	4,427,295.15	0.00	4,427,295.15	3,682.19	(20.07)	0.00	3,662.12	4,430,957.27
Total Special Revenue Funds		\$ 6,932,158.96	\$ 13,449.32	\$ 6,945,608.28	\$ 147,542.66	\$ (232,037.84)	\$ (5,250.00)	\$ (89,745.18)	\$ 6,855,863.10
<b>OTHER FUNDS</b>									
250	Right of Way	881,741.58	0.00	881,741.58	847.34	0.00	0.00	847.34	882,588.92
281	Community Supervision & Corr.	251,159.83	0.00	251,159.83	113,776.50	(146,057.66)	0.00	(32,281.16)	218,878.67
290	Juvenile Probation Department	(16,617.56)	0.00	(16,617.56)	121,132.80	(68,243.75)	0.00	52,889.05	36,271.49
892	Historical Commission	54,138.97	0.00	54,138.97	567.73	(1,815.77)	5,000.00	3,751.96	57,890.93
Total Other Funds		\$ 1,170,422.82	\$ -	\$ 1,170,422.82	\$ 236,324.37	\$ (216,117.18)	\$ 5,000.00	\$ 25,207.19	\$ 1,195,630.01
<b>TOTAL BUDGETED FUNDS</b>		\$ 33,632,902.60	\$ -	\$ 33,632,902.60	\$ 6,498,249.40	\$ (9,349,404.58)	\$ 7,075.04	\$ (2,844,080.14)	\$ 30,788,822.48
<b>NON-BUDGETED AND NON-COUNTY FUNDS</b>									
880	Treasurer's State Fees	63,406.29	0.00	63,406.29	85,930.72	(85,487.12)	(7,075.04)	(6,631.44)	56,774.85
891	Payroll Fund	334,072.33	0.00	334,072.33	95.08	80,000.51	0.00	80,095.59	414,167.92
TOTAL NON-BUDGETED FUNDS		\$ 397,478.62	\$ -	\$ 397,478.62	\$ 86,025.80	\$ (5,486.61)	\$ (7,075.04)	\$ 73,464.15	\$ 470,942.77
<b>TOTAL CASH IN POOLED ACCOUNTS</b>		\$ 34,030,381.22	\$ -	\$ 34,030,381.22	\$ 6,584,275.20	\$ (9,354,891.19)	\$ -	\$ (2,770,615.99)	\$ 31,259,765.23
<b>CASH IN BANK - POOLED CASH ACCOUNTS</b>									
890	AP Pooled Cash	724,051.41	0.00	724,051.41	467.66	(5,443,044.36)	5,695,000.00	252,423.30	976,474.71
890	Payroll Pooled Cash	776,049.52	0.00	776,049.52	262.47	(3,908,456.83)	4,025,000.00	116,805.64	892,855.16
890	Deposits Pooled Cash	16,805,895.56	0.00	16,805,895.56	6,563,702.61	0.00	(9,723,100.00)	(3,159,397.39)	13,646,498.17
890	CD Investments	14,203,571.35	0.00	14,203,571.35	19,187.54	0.00	0.00	19,187.54	14,222,758.89
890	CD Non-Depository	491,992.20	0.00	491,992.20	559.43	0.00	0.00	559.43	492,551.63
890	CDARS Investments	(0.00)	0.00	(0.00)	0.00	0.00	0.00	0.00	(0.00)
890	TexPool Pooled Investments	1,024,071.18	0.00	1,024,071.18	95.49	0.00	0.00	95.49	1,024,166.67
890	Jury Pooled Cash	4,750.00	0.00	4,750.00	0.00	(3,390.00)	3,100.00	(290.00)	4,460.00
<b>TOTAL CASH IN BANK - POOLED CASH ACCOUNTS</b>		\$ 34,030,381.22	\$ -	\$ 34,030,381.22	\$ 6,584,275.20	\$ (9,354,891.19)	\$ 0.00	\$ (2,770,615.99)	\$ 31,259,765.23

KELLEY PRICE  
 COUNTY CLERK, WOOD COUNTY TX  
 2022 APR -5 PM 2:39

FUND CODE	FUND NAME	PRIOR-YEAR		REVISED		RECEIPTS	DISBURSEMENTS	TRANSFER IN/(OUT)	Net Change	CASH BALANCE 12/31/2021
		CASH BALANCE 9/30/2021	RECLASSES	CASH BALANCE 9/30/2021						
<b>CASH IN BANK - NON POOLED CASH ACCOUNTS - NON-BUDGE</b>										
<b>BANKTEXAS ACCOUNTS</b>										
200	Road & Bridge CD RRC Restricted	\$ 27,973.32	\$ -	\$ 27,973.32	\$ 34.89	\$ -	\$ -	\$ 34.89	\$ 28,008.21	
233	Sheriff's Forfeiture Fund (Budgeted)	1,920.01	0.00	1,920.01	11,085.00	(5,285.41)	0.00	5799.59	7,719.50	
401	Grant Fund	0.00	0.00	0.00	6,050.00	(6,050.00)	0.00	0.00	0.00	
601	Interest & Sinking	27,683.47	0.00	27,683.47	225.40	0.00	0.00	225.40	27,908.87	
895	Health Plan	387,190.47	0.00	387,190.47	909,370.18	(1,341,701.28)	694,955.32	262,624.22	649,814.69	
895	Health Plan CD	694,339.66	0.00	694,339.66	615.66	0.00	(694,955.32)	(694,339.66)	0.00	
895	Health Plan CDARS	0.00	0.00	0.00	0.00	0.00	0.00	0.00	-	
898	MRP/DPC Clearing	15,490.29	0.00	15,490.29	13,194.24	(9,810.67)	0.00	3,383.57	18,673.86	
	District Clerk Clearing	27,716.09	0.00	27,716.09	84,514.18	(87,081.07)	0.00	(2,566.89)	25,149.20	
	JP1 Clearing	9,180.85	0.00	9,180.85	42,885.36	(41,356.71)	0.00	1,528.65	10,709.50	
	JP2 Clearing	13,027.66	0.00	13,027.66	44,022.03	(44,227.54)	0.00	(205.51)	12,822.15	
	JP3 Clearing	6,733.17	0.00	6,733.17	14,924.87	(18,279.54)	0.00	(3,354.67)	3,378.50	
	JP4 Clearing	2,190.00	0.00	2,190.00	8,298.50	(9,623.50)	0.00	(1,325.00)	865.00	
	Treasurer's Credit Card	0.00	0.00	0.00	1,053.52	(1,053.52)	0.00	0.00	0.00	
<b>TOTAL BANKTEXAS - NON POOLED CASH ACCOUNTS</b>		<b>\$ 1,213,444.99</b>	<b>\$ -</b>	<b>\$ 1,213,444.99</b>	<b>\$ 1,136,273.83</b>	<b>\$ (1,564,469.24)</b>	<b>\$ 0.00</b>	<b>\$ (428,195.41)</b>	<b>\$ 785,249.58</b>	
<b>TEXPOOL ACCOUNTS</b>										
601	Interest & Sinking	38,105.60	0.00	38,105.60	3.60	0.00	0.00	3.60	38,109.20	
895	Health Plan	1,214.02	0.00	1,214.02	0.00	0.00	0.00	0.00	1,214.02	
<b>TOTAL TEXPOOL - NON POOLED CASH ACCOUNTS</b>		<b>\$ 39,319.62</b>	<b>\$ -</b>	<b>\$ 39,319.62</b>	<b>\$ 3.60</b>	<b>\$ 0.00</b>	<b>\$ 0.00</b>	<b>\$ 3.60</b>	<b>\$ 39,323.22</b>	
<b>TOTAL CASH IN BANK - NON POOLED CASH ACCOUNTS</b>		<b>\$ 1,252,764.61</b>	<b>\$ -</b>	<b>\$ 1,252,764.61</b>	<b>\$ 1,136,277.43</b>	<b>\$ (1,564,469.24)</b>	<b>\$ 0.00</b>	<b>\$ (428,191.81)</b>	<b>\$ 824,572.80</b>	
<b>TOTAL CASH IN BANK - ALL TREASURER'S ACCOUNTS</b>		<b>\$ 35,283,145.83</b>	<b>\$ -</b>	<b>\$ 35,283,145.83</b>	<b>\$ 7,720,552.63</b>	<b>\$ (10,919,360.43)</b>	<b>\$ 0.00</b>	<b>\$ (3,198,807.80)</b>	<b>\$ 32,084,338.03</b>	

Miscellaneous Information 0.00

Indebtedness as of 12/31/2021: \$0.00 Certificate of Obligation: None

RB Line of Credit-Railroad Commission \$25,000 CD Secured - Current Balance Available \$28,008

Bank Texas (including CDARS and ICS)	Cash Balance	\$ 30,528,296.51
Non-Depository Investments	Cash Balance	492,551.63
TexPool:	Cash Balance	1,063,489.89
<b>Total</b>		<b>\$ 32,084,338.03</b>

Bank Texas Interest Income:	\$ 6,960.74	
Certificates of Deposit:	20,397.52	
CDARS Interest Income:	0.00	
TexPool Interest Income:	99.09	
<b>Total Interest Income</b>	<b>\$ 27,457.35</b>	<b>0.00</b>

I, Becky S. Burford, County Treasurer, in and for the County of Wood, State of Texas, do hereby present the December 2021 Statement of Cash Accounts Activity, the attached Treasurer's Report of Cash Receipts and Disbursements, and the Report of Securities as true and correct statements, to the best of my knowledge, of accounts under the control of Wood County Treasurer and furthermore state that the fund balances are on deposit earning interest in accordance with the Wood County Investment Policy earning interest in accordance with the Wood County Depository Contract.

Presented, examined, and accepted at the regular term of Commissioners Court on this the 5<sup>th</sup> day of March 2022.

Becky S. Burford  
Becky S. Burford, Wood County Treasurer

Lucy Habron  
Lucy Habron, County Judge

Virgil Holland, Jr.  
Virgil Holland, Jr. Commissioner Precinct 1


Jerry Gaskill  
Jerry Gaskill, Commissioner Precinct 2

Mike Simmons  
Mike Simmons, Commissioner Precinct 3

Russell Acker  
Russell Acker, Commissioner Precinct 4

Paul Sellars  
Paul Sellars, Auditor

EST: Kelley Price  
Kelley Price, County Clerk



**WOOD COUNTY, TEXAS  
RECAP OF FUNDS BY BANK ACCOUNTS  
FOR THE YEAR-TO-DATE ENDING DECEMBER 31 2021**

Fund	Beginning Cash Balance	Y-T-D Receipts	Y-T-D Disbursements	Transfers	Ending Balance	BankTexas Quitman	Allocation of Cash			Total Cash
							BankTexas CDARS	Non-Depository Banks	TexPool	
200 Road & Bridge CD Restricted	\$ 27,973.32	\$34.89	\$0.00	\$0.00	\$28,008.21	\$28,008.21	\$0.00	\$0.00	\$0.00	\$28,008.21
233 Sheriff Forfeiture Fund	1,920.01	11,085.00	(5,285.41)	-	7,719.60	7,719.60	-	-	-	\$7,719.60
401 Texas Comm. Dev. Program	0.00	6,050.00	(6,050.00)	-	0.00	-	-	-	-	\$0.00
601 Interest and Sinking	65,789.07	229.00	-	-	66,018.07	27,908.87	-	-	38,109.20	\$66,018.07
890 Pooled Funds	19,334,817.67	6,564,528.23	(9,354,891.19)	-	16,544,454.71	15,520,288.04	-	-	1,024,166.67	\$16,544,454.71
890 Pooled CDs	14,695,563.55	19,746.97	-	-	14,715,310.52	14,222,758.89	(0.00)	492,551.63	-	\$14,715,310.52
895 Health Plan Fund	388,404.49	909,370.18	(1,341,701.28)	694,955.32	651,028.71	649,814.69	-	-	1,214.02	\$651,028.71
895 Health Plan CDs	694,339.66	615.66	-	(694,955.32)	0.00	-	-	-	-	\$0.00
898 MRP/DPC Clearing	15,490.29	13,194.24	(9,810.67)	-	18,873.86	18,873.86	-	-	-	\$18,873.86
District Clerk Clearing	27,716.09	84,514.18	(87,081.07)	-	25,149.20	25,149.20	-	-	-	\$25,149.20
JP1 Clearing	9,180.85	42,885.36	(41,356.71)	-	10,709.50	10,709.50	-	-	-	\$10,709.50
JP2 Clearing	13,027.66	44,022.03	(44,227.54)	-	12,822.15	12,822.15	-	-	-	\$12,822.15
JP3 Clearing	6,733.17	14,924.87	(18,279.54)	-	3,378.50	3,378.50	-	-	-	\$3,378.50
JP4 Clearing	2,190.00	8,298.50	(9,623.50)	-	865.00	865.00	-	-	-	\$865.00
Treasurer's Credit Card	0.00	1,053.52	(1,053.52)	0.00	0.00	0.00	0.00	0.00	0.00	0.00
<b>Grand Total</b>	<b>\$ 35,283,145.83</b>	<b>\$ 7,720,552.63</b>	<b>\$ (10,919,360.43)</b>	<b>\$ -</b>	<b>\$ 32,084,338.03</b>	<b>\$ 30,528,296.51</b>	<b>\$ (0.00)</b>	<b>\$ 492,551.63</b>	<b>\$ 1,063,489.89</b>	<b>\$ 32,084,338.03</b>
	\$ -	0.00	0.00	0.00	0.00	\$ -	\$ -	\$ -	\$ -	0.00

KELLEY PRICE  
 COUNTY CLERK, WOOD COUNTY  
 2022 APR -5 PM 2:39  
 RECORD



**WOOD COUNTY, TEXAS**  
**Supplement Investment Schedule**  
**Summary of FDIC-Insured Institutions**  
**Outside of Depository Bank**  
**12/31/2021**

	Bank	Location	Balance	Reference		
	City National Bank	Quitman, TX	\$ 241,475.55	CD 58& 59		
	First National Bank-Winnsboro, TX	Winnsboro, TX	251,079.08	CD 60& 61	\$ 492,554.63	Non-Depository
3719	American Commercial Bank & Trust	Ottawa, IL	44.40	ICS-DPC	13,065,529.04	Insured Cash Sweeps
34589	Atlantic Union Bank	Richmond, VA	248,400.62	ICS-DPC	\$ 13,558,083.67	
4214	BOKF, National Association	Tulsa, OK	248,384.29	ICS-DPC		
26610	Bank of Hope	Los Angeles, CA	248,366.31	ICS-DPC		
3514	Bank of the West	San Francisco, CA	15.26	ICS-DPC		
58979	BankUnited	Miami Lakes, FL	248,351.63	ICS-DPC		
17514	Banterra Bank	Marion, IL	248,393.25	ICS-DPC		
19581	Bell Bank	Fargo, ND	248,400.62	ICS-DPC		
12923	Bremer Bank, National Association	South St. Paul, MN	248,370.64	ICS-DPC		
58823	CapStar Bank	Nashville, TN	248,400.62	ICS-DPC		
11241	Centennial Bank	Conway, AR	248,393.25	ICS-DPC		
57957	Citizens Bank, National Association	Providence, RI	248,400.62	ICS-DPC		
20234	City National Bank of Florida	Miami, FL	248,400.62	ICS-DPC		
58410	Cross River Bank	Teaneck, NJ	248,400.62	ICS-DPC		
58648	CrossFirst Bank	Leawood, KS	248,400.62	ICS-DPC		
12054	Emigrant Bank	New York City, NY	248,400.62	ICS-DPC		
25858	Equity Bank	Andover, KS	248,400.62	ICS-DPC		
12229	First Bank	Creve Coeur, MO	248,400.62	ICS-DPC		
10248	First International Bank & Trust	Watford City, ND	248,400.62	ICS-DPC		
5452	First National Bank of Omaha	Omaha, NE	248,400.62	ICS-DPC		
8663	FirstBank	Nashville, TN	25,060.64	ICS-DPC		
7551	Fulton Bank, N.A.	Lancaster, PA	248,400.62	ICS-DPC		
29546	Great Southern Bank	Reeds Spring, MO	248,400.62	ICS-DPC		
32974	Gulf Coast Bank and Trust Company	New Orleans, LA	248,400.62	ICS-DPC		
3076	Independent Bank-McKinney	McKinney, TX	71,102.81	ICS-DPC		
27811	Independent Bank-Ionia	Ionia, MI	248,400.62	ICS-DPC		
17534	KeyBank National Association	Cleveland, OH	248,400.62	ICS-DPC		
19531	Machias Savings Bank	Machias, ME	248,400.62	ICS-DPC		
8056	Merchants Bank of Indiana	Carmel IN	248,364.73	ICS-DPC		
33458	Monona Bank	Monona, WI	248,400.62	ICS-DPC		
18429	Morton Community Bank	Morton, IL	248,400.62	ICS-DPC		
16022	New York Community Bank	Westbury, NY	248,400.62	ICS-DPC		
28178	Northwest Bank	Warren, PA	248,388.94	ICS-DPC		
24045	Pacific Western Bank	Beverly Hills, CA	248,400.62	ICS-DPC		
18569	Peoples State Bank	Wausau, WI	37.56	ICS-DPC		
10634	Pinnacle Bank - Omaha, NE	Omaha, NE	248,400.62	ICS-DPC		
35583	Pinnacle Bank - Nashville, TN	Nashville, TN	248,400.62	ICS-DPC		
34211	Platte Valley Bank	Scottsbluff, NE	248,400.19	ICS-DPC		
29845	Premier Bank	Youngstown, OH	248,381.57	ICS-DPC		
12010	Provident Bank	Jersey City, NJ	248,371.71	ICS-DPC		
4160	Regent Bank	Nowata, OK	32.03	ICS-DPC		
18983	River City Bank	Sacramento, CA	248,400.62	ICS-DPC		
4865	Sandy Spring Bank	Olney, MD	248,400.62	ICS-DPC		
3890	Simmons Bank	Pine Bluff, AR	248,400.62	ICS-DPC		
57358	Stifel Bank	Clayton, MO	248,400.62	ICS-DPC		
873	Synovus Bank	Columbus, GA	248,393.19	ICS-DPC		
34383	Texas Capital Bank, N.A.	Dallas, TX	248,400.62	ICS-DPC		
58581	Texas Partners Bank	San Antonio, TX	248,400.62	ICS-DPC		
5969	The Farmers & Merchants State Bar	Archbold, OH	248,400.62	ICS-DPC		
58457	TriState Capital Bank	Pittsburgh, PA	248,356.99	ICS-DPC		
9846	Truist Bank	Charlotte, NC	248,400.62	ICS-DPC		
22858	United Bank - Fairfax	Fairfax, VA	248,400.62	ICS-DPC		
9396	Valley National Bank	Wayne, NJ	248,383.85	ICS-DPC		
57512	Western Alliance Bank	Phoenix, AZ	10.71	ICS-DPC		
4214	BOKF, National Association	Tulsa, OK	16.32	ICS-AP		
11241	Centennial Bank	Conway, AR	7.37	ICS-AP		
1291	Farmers Bank & Trust Company	Magnolia, AR	248,377.03	ICS-AP		
8663	FirstBank	Nashville, TN	1.59	ICS-AP		
3076	Independent Bank	McKinney, TX	7.51	ICS-AP		
8056	Merchants Bank of Indiana	Carmel, IN	20.06	ICS-AP		
4063	MidFirst Bank	Oklahoma City, OK	626.90	ICS-AP		
28178	Northwest Bank	Warren, PA	5.20	ICS-AP		
12010	Provident Bank	Jersey City, NJ	0.07	ICS-AP		
9712	Rockland Trust Company	Rockland, MA	248,400.62	ICS-AP		
873	Synovus Bank	Columbus, GA	5.81	ICS-AP		
9396	Valley National Bank	Wayne, NJ	16.77	ICS-AP		
57512	Western Alliance Bank	Phoenix, AZ	0.47	ICS-AP		

COUNTY CLERK  
 2022 APR -5 PM 2:39  
 WOOD COUNTY, TEXAS



**WOOD COUNTY, TEXAS**  
**Supplement Investment Schedule**  
**Summary of FDIC-Insured Institutions**  
**Outside of Depository Bank**  
**12/31/2021**

	<b>Bank</b>	<b>Location</b>	<b>Balance</b>	<b>Reference</b>
12923	Bremer Bank, National Association	South St. Paul, MN	29.78	ICS-HP
58696	FirstBank	Nashville, TN	223,329.34	ICS-HP
28178	Northwest Bank	Warren, PA	2.89	
58366	Provident Bank	Jersey City, NJ	23.76	ICS-HP
	TriState Capital Bank	Pittsburgh, PA	16.70	ICS-HP
10958	Western Alliance Bank	Phoenix, AZ	248,356.53	ICS-HP
3514	Bank of the West	San Francisco, CA	20.65	ICS-PAY
17514	Banterra Bank	Marion, IL	22.13	ICS-PAY
8663	FirstBank	Nashville, TN	5.04	ICS-PAY
27811	Independent Bank	McKinney, TX	77,622.81	ICS-PAY
8056	Merchants Bank of Indiana	Carmel, IN	14.07	ICS-PAY
4063	MidFirst Bank	Oklahoma City, OK	247,773.00	ICS-PAY
28178	Northwest Bank	Warren, PA	2.07	
12010	Provident Bank	Jersey City, NJ	5.02	ICS-PAY
30337	Synovus Bank	Columbus, GA	1.60	ICS-PAY
58457	TriState Capital Bank	Pittsburgh, PA	8.97	ICS-PAY
	Western Alliance Bank	Phoenix, AZ	0.24	ICS-PAY
			<b>\$ 13,558,083.67</b>	

**WOOD COUNTY, TEXAS**  
**Supplement Investment Schedule**  
**Summary of FDIC-Insured Institutions**  
**Outside of Depository Bank - By Bank**  
**12/31/2021**

FILED FOR RECORD  
 2022 APR -5 PM 2:40  
 KELLEY HAYES  
 COUNTY CLERK, WOOD COUNTY, TEXAS

<b>Bank</b>	<b>Balance</b>
American Commercial Bank & Trust	\$ 44.40
Atlantic Union Bank	248,400.62
Bank of Hope	248,366.31
Bank of the West	35.91
BankUnited	248,351.63
Banterra Bank	248,399.49
Bell Bank	248,400.62
BOKF, National Association	248,400.61
Bremer Bank, National Association	248,400.62
CapStar Bank	248,400.62
Centennial Bank	248,400.62
Citizens Bank, National Association	248,400.62
City National Bank	241,475.55
City National Bank of Florida	248,400.62
Cross River Bank	248,400.62
CrossFirst Bank	248,400.62
Emigrant Bank	248,400.62
Equity Bank	248,400.62
Farmers Bank & Trust Company	248,377.03
First Bank	248,400.62
First International Bank & Trust	248,400.62
First National Bank of Omaha	248,400.62
First National Bank-Winnsboro, TX Pledges	251,079.08
FirstBank	248,396.61
Fulton Bank, N.A.	248,400.62
Great Southern Bank	248,400.62
Gulf Coast Bank and Trust Company	248,400.62
Independent Bank	77,630.32
Independent Bank-Ionia	248,400.62
Independent Bank-McKinney	71,102.81
KeyBank National Association	248,400.62
Machias Savings Bank	248,400.62
Merchants Bank of Indiana	248,398.86
MidFirst Bank	248,399.90
Monona Bank	248,400.62
Morton Community Bank	248,400.62
New York Community Bank	248,400.62
Northwest Bank	248,399.10
Pacific Western Bank	248,400.62
Peoples State Bank	37.56
Pinnacle Bank - Nashville, TN	248,400.62
Pinnacle Bank - Omaha, NE	248,400.62
Platte Valley Bank	248,400.19
Premier Bank	248,381.57
Provident Bank	248,400.56
Regent Bank	32.03

**WOOD COUNTY, TEXAS**  
**Supplement Investment Schedule**  
**Summary of FDIC-Insured Institutions**  
**Outside of Depository Bank - By Bank**  
**12/31/2021**

<b>Bank</b>	<b>Balance</b>
River City Bank	248,400.62
Rockland Trust Company	248,400.62
Sandy Spring Bank	248,400.62
Simmons Bank	248,400.62
Stifel Bank	248,400.62
Synovus Bank	248,400.60
Texas Capital Bank, N.A.	248,400.62
Texas Partners Bank	248,400.62
The Farmers & Merchants State Bank	248,400.62
TriState Capital Bank	248,382.66
Truist Bank	248,400.62
United Bank - Fairfax	248,400.62
Valley National Bank	248,400.62
Western Alliance Bank	248,367.95
<b>Grand Total</b>	<b><u>\$ 13,558,083.67</u></b>

**SECURITIES PLEDGED TO WOOD COUNTY, TEXAS**

**Report as of December 31, 2021**

Pledge Date	Description		CUSIP	Maturity Date	Current Par	Market Value 30-Nov-21	Market Value 31-Dec-21
02/07/2013	Ferris TX	Frost/BTH	315669CU0	03/01/2022	110,000	110,310	110,323
08/27/2019	Carthage Tx	Frost/BTH	146717NZ2	08/15/2023	590,000	616,367	615,222
01/09/2019	Randall Co. TX	Frost/BTH	752278KH3	08/01/2025	415,000	450,848	450,682
08/19/2019	Pearson PL Road Dist Tx	Frost/BTH	7051TAK9	08/15/2027	200,000	223,938	223,922
05/31/2017	Wylie-Ref Tx	Frost/BTH	983064TW6	02/15/2029	625,000	628,788	627,487
01/03/2018	FHLMC	Frost/BTH	3132LKA34	10/01/2030	1,261,429	1,417,266	1,326,785
	Fort Worth 15 High LTV	Frost/BTH	3132LKA34	10/01/2030	1,000,000	1,203,450	1,206,240
	Plano ISD-Bldg TX	Frost/BTH	727199YK1	02/15/2031	1,000,000	1,125,200	1,125,120
02/10/2020	Pleasant Grv ISD - Unref Tx	Frost/BTH	728292HV8	02/15/2031	350,000	363,986	363,156
12/31/2020	Lake Travis ISD-REF	Frost/BTH	511074SG2	02/15/2034	1,000,000	1,139,510	1,141,920
12/31/2020	Tyler ISD-REF	Frost/BTH	902273WK3	02/15/2034	1,000,000	1,104,650	1,104,780
01/04/2019	Denton Util Sys TX	Frost/BTH	249015C89 #2	12/01/2034	500,000	590,465	591,290
	Temple TX Indep Sch D TX	Frost/BTH	88081PC2	02/01/2035	1,000,000	1,107,720	1,106,870
	Conroe ISD - REF TX	Frost/BTH	208418F24	02/15/2035	1,000,000	1,136,310	1,138,850
	Waller ISD -REF TX	Frost/BTH	932493GN3	02/15/2035	1,000,000	1,110,690	1,110,880
	Waller ISD -REF TX	Frost/BTH	932493GN3	02/15/2035	1,000,000	1,110,690	1,110,880
12/31/2020	McKinney-REF-W/S REV	Frost/BTH	581714YJ5	03/15/2035	1,350,000	1,601,694	1,607,877
12/31/2020	Corpus Christi ISD TX	Frost/BTH	2201477J5	08/15/2035	1,215,000	1,465,861	1,471,973
12/31/2020	Fort Bend ISD-A TX	Frost/BTH	346843SP1	08/15/2035	625,000	754,044	757,188
01/04/2019	Newark Hgr Edu-A-REF TX	Frost/BTH	650346BN8	08/15/2035	500,000	543,185	543,035
10/02/2019	Longview- IMPT TX	Frost/BTH	543247Y53	09/01/2035	2,000,000	2,313,040	2,321,540
01/04/2019	Jourdanton ISD-GLDG TX	Frost/BTH	481124EA9	02/15/2036	535,000	632,921	632,311
11/15/2019	Crowley ISD-B-REF TX	Frost/BTH	228130DU1	08/01/2036	1,000,000	1,160,440	1,158,450
11/15/2019	San Antonio ISD-A-REF TX	Frost/BTH	796269XV5	08/01/2036	1,000,000	1,125,660	1,126,210
11/15/2019	Buda TX	Frost/BTH	118828HC9	08/15/2036	1,000,000	1,107,830	1,107,070
01/04/2019	Lubbock Cooper ISD TX	Frost/BTH	549108SC3	02/15/2037	530,000	601,969	603,458
01/03/2018	Conroe-A-CTFS Oblig TX	Frost/BTH	208399G82	03/01/2037	420,000	473,159	474,403
11/15/2019	Austin ISD TX	Frost/BTH	052430PT6	08/01/2037	1,115,000	1,326,538	1,326,003
11/15/2019	Hutto - CTFS Oblig Tx	Frost/BTH	448474PM2	08/01/2037	1,000,000	1,125,100	1,128,590
10/02/2019	Forney ISD-REF TX	Frost/BTH	346425BZ3	08/15/2037	1,255,000	1,489,597	1,489,133
					<b>\$25,596,429</b>	<b>\$29,161,226</b>	<b>\$29,101,648</b>
						0	(1)
	<b>Total BankTexas Account Balances as of report date:</b>					21,065,770	23,181,173
						138%	126%

\* plus \$250,000 FDIC coverage

2022 APR -5 PM 2:40  
 WOOD COUNTY CLERK  
 15717